

## Technical Specifications

Model Name		XVISION-525	
Generator	Capacity	40kW	50kW
	kV Range	40~125kV	40~150kV
	mA Range	10~500mA	10~630mA
	mAs Range	0.4~630mAs	
	Time Range	0.004~10sec.	
	Frequency	40kHz	
Tube	Anode heat storage capacity	140kHU	300kHU
	Focal Spots	1.0/2.0mm Dual	0.6/1.2mm
	Target Angle	16°	12°
	Max Tube Voltage	125kV	150kV
Floor mounted Tube Stand	Vertical Movement	1310mm	
	Horizontal Movement	1600mm (±800)	
	Transversal(telescopic) Movement	265mm	
	Column Rotation	360° (±180°)	
	X-ray Tube Rotation	240° (±120°)	
Floor-ceiling mounted Tube Stand	Vertical Movement	1310mm	
	Horizontal Movement	2400mm (±1200)	
	Transversal(telescopic) Movement	265mm	
	Column Rotation	360° (±180°)	
	X-ray Tube Rotation	240° (±120°)	
Bucky Table	Type	4-way floating wide tabletop	
	Tabletop Size	2000×800mm (±10%)	
	Horizontal Movement	670mm (±335mm)	
	Lateral Movement	210mm (±105mm)	
	Bucky Device Movement	520mm (±260mm)	
	Max. loading	200kg	
Wall Bucky Stand	Vertical Movement	1280mm	
Positioning Indicator	Single phase, 220/240 VAC, 50/60Hz		
Option	DAP(Dose Area Product) Meter Digital upgrade (DR)		

### FACTORY

822, Bogwang-ro, Gwangtan-myeon, Paju-si, Gyeonggi-do 10952 Korea  
 Tel. +82 31-995-2292 Fax. +82 31-948-4208  
 sales@gemss-healthcare.com www.gemss-healthcare.com

### OFFICE

227, Sowon-ro, Deogyang-gu, Goyang-si, Gyeonggi-do 10534 Korea  
 Tel. +82 31-906-9017 Fax. +82 31-948-4208

**GEMSS**  
HEALTHCARE



**GEMSS**  
HEALTHCARE



# XVISION-525

Extend vision of optimal quality image

## Rotating Tube Stand


- The powerful rotating anode tube with dual focal spots
- Exposure from various angles and easy and fast positioning
- Accurate and comfortable patients positioning

## User Concentrated Interface

- Feel comfortable throughout simplified workflows with intuitive and user friendly interface

## 4-Way Floating Table

- Smooth workflow with comfortable and easy patient positioning
- The large range of longitudinal and transversal movements

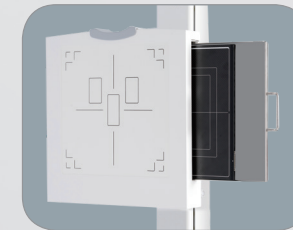



## Wall Bucky Stand

- Wide range of vertical travel
- Smooth movement of bucky devices

## Compatible Support with Various Detectors

- Integrated DR ideal for both conventional and digital application
- Option1: Efficient choice with single detector
- Option2: Professional choice with dual detector



Floor-mounted Tube Stand Floor-Ceiling mounted Tube Stand



**XVISION-525** is the most efficient choice applicable both for digital and analogue environments. The digital compatible and field upgradeable system offers the most cost-effective solutions and the great versatility in any clinical environment.

## | Strong Point |

- Freely rotating tube which allows exposures from various angles
- Numerous Anatomical Programmed Radiography(APR) for optimized image quality at low dose
- Dual focal spot tube for thin and large part
- Superb image quality with high frequency X-ray generator for faster and more confident diagnosis
- Electro-magnetic lock system for patient safety